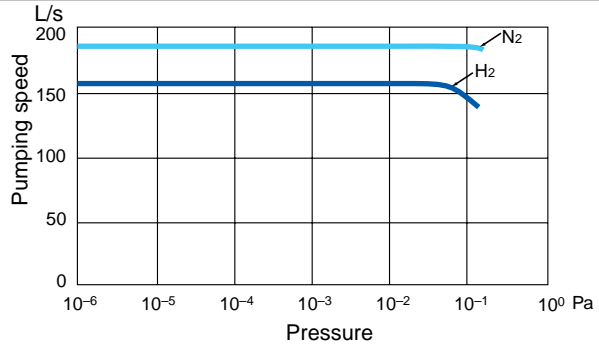


Ultra-High Vacuum Turbo Molecular Pump UTM-150/UTM-300

UTM-150

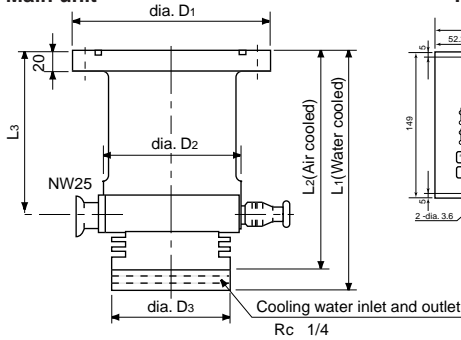


N₂/H₂ Pumping Speed

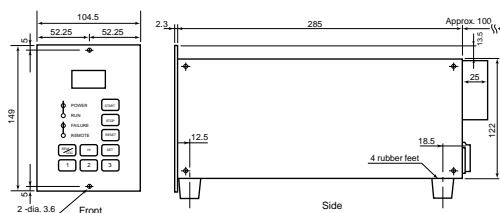


External Dimension Diagram (unit: mm)

• Main unit



• Power supply

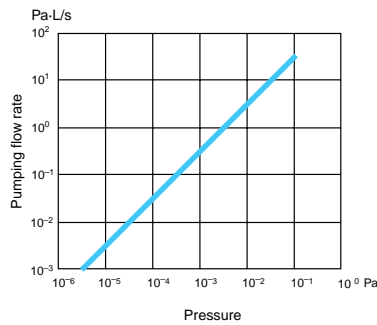


| Inlet port | dia. D1 | dia. D2 | dia. D3 | L1 | L2 | L3 |
|------------|---------|---------|---------|-----|-----|-----|
| JIS VG100 | 185 | 130 | 110 | 230 | 210 | 157 |
| CF152 | 152 | 130 | 110 | 230 | 210 | 157 |

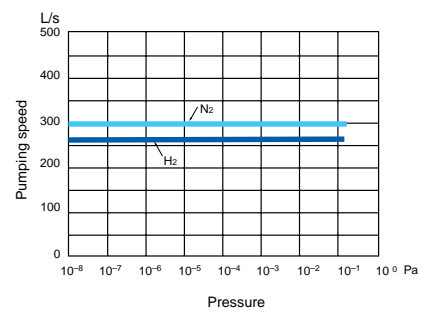
UTM-300



N₂ Flow Pumping Flow Rate

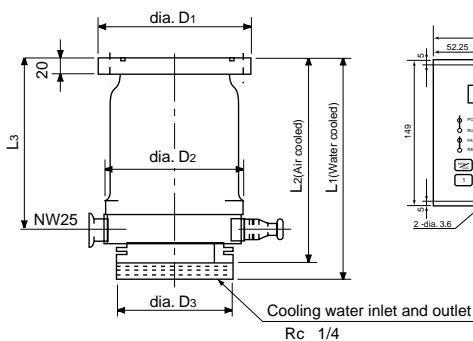


N₂/H₂ Pumping Speed

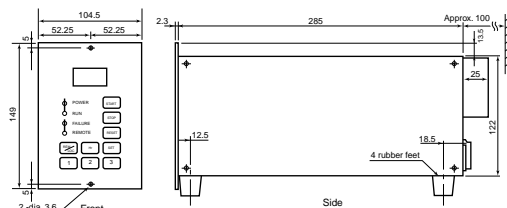


External Dimension Diagram (unit: mm)

• Main unit



• Power supply



| Inlet port | dia. D1 | dia. D2 | dia. D3 | L1 | L2 | L3 |
|------------|---------|---------|---------|-----|-----|-----|
| JIS VG100 | 185 | 168 | 140 | 266 | 246 | 205 |
| CF152 | 152 | 168 | 140 | 266 | 246 | 205 |